



**Geolam<sup>®</sup>**  
Architectural Eco-Technology

PREMIUM  
WOOD HYBRID  
& COMPOSITES



# CONTENTS

4	THE SHOCK
7	THE ALTERNATIVE
8	PREMIUM
11	LONG LASTING
15	QUALITY
16	LOW CARBON FOOTPRINT
19	SECURITY
23	ADAPTABLE
24	INNOVATIVE
26	WHS HYBRID TECHNOLOGY
34	CO-EXTRUDED DOUBLE LAYER TECHNOLOGY
36	COLOURS
37	ACCESSORIES
39	SERVICES



Hybrid Wood System



Composite wood boards - Double layer technology

# GEOLAM

The inventor of wood composite  
is 45 years of expertise

**1975 Composite wood invented in Japan.**


**1982 First international patent:** The world discovers composite wood as the product is commercialized.

**1992 Foam technology is developed:** lighter and stronger, it outclasses solid composite boards.

**2002 Co-extrusion** or how to take advantage of distinct materials' characteristics.

**2008 Hybrid wood:** Hybrid wood products are developed. These exclusive premium boards out-perform all composites developed to date.

**2020 2<sup>nd</sup> Generation:** After more than a decade of success with hybrid woods, wood-resin blends and extrusion techniques are optimized in line with ever-evolving standards.





# THE SHOCK

Geolam Premium wood composites  
are the modern alternative  
to tropical hardwoods.







Geolam was built on a sound philosophy. Over 45 years ago, Sadao Nishibori, a dealer in tropical timber from Japan, invented an entirely innovative wood composite. He found his inspiration on a trip through the forests of Indonesia, where he had seen at first hand the consequences of widespread and uncontrolled deforestation. For a cultured, educated and sensitive man, raised in the Shinto tradition with a profound respect for nature, it was a shock. Sadao Nishibori subsequently dedicated himself to the invention of a tropical wood substitute, more respectful of the environment: the wood composite.

The qualities of rare tropical hardwoods served as a standard in developing the Geolam wood composite. He took recycled softwood and recycled polymer resin (polypropylene) to create a material that can now look back on four decades of refinement and whose defining features include a natural wood look coupled with outstanding durability. This was the dawn of the 'wood-polymer composite' (WPC), a material inspired by nature and returning the favour by its low carbon footprint.





6  
GEOJAM ARCHITECTURE

## Residence Althea

Velizy,  
France

2020

Type: **Soleo 6004** 

Colour: **Teak**





# THE ALTERNATIVE


Geolam's Wood Hybrid System (WHS)  
façades are more sustainable than tropical  
hardwood or composite wood façades.

Architects often specify wood when designing façades, as well as other architectural features such as latticework, blinds, trellises, awnings, shelters or pergolas. Designers appreciate the advantages of exotic wood for both open and closed structures, both for its aesthetics as well as its functionality (coziness, sun protection, insulation).

The Geolam Premium wood hybrid system (WHS) profiles combine wood composite with aluminum. WHS profiles offer an eco-friendly alternative to exotic wood architectural components.

Geolam Premium hybrid profiles offer significant advantages compared to exotic woods: they are maintenance free and respect the environment. In addition, the Geolam wood hybrid system (WHS) is superior to the wood plastic composite (WPC): the boards are more durable, more sustainable and can be easily integrated in harmonious ways in all type of façades.

Geolam offers wood lovers the opportunity to live in perfect harmony with nature.



7  
GEOLAM PREMIUM



# PREMIUM

Breeding excellence,  
from design to installation.

Geolam is the world's premium brand of wood-plastic composite (WPC). This comes about by embracing premium raw materials, premium technologies and premium manufacturing processes. Geolam has lead the world in innovation of wood - plastic composites and holds a large number of patents for both products and processes.

Geolam WPC were developed by engineers applying the highest standards for users who insisted upon the most stringent demands. This perspective has led to many innovative and unique solutions.

And what makes Geolam's premium standard so special, is the extraordinary natural look and technical superiority that has won the hearts of both architects and designers in evoking a sense of exclusiveness and serenity and helping to achieve their design objectives.





## Ibiza Gran Hotel


Ibiza,  
Spain

2018

Type: **Soleo 6031** 

Colour: **Teak**





## Villa Shibusa

Sarasota,  
USA

2021

Type: **Soleo 6008** 

Colour: **Limba**



Architect: hive architects



# LONG LASTING

Exceptional features set the benchmark for wood façades and the creation of indoor and outdoor spaces.

A façade built with Geolam Premium hybrid profiles exhibits the exceptional aesthetic qualities of natural wood, but it does not have its fragility. Unlike the hardwood that bleeds tannin, changes colour, warps and generates splinters, the WHS Geolam profiles are durable, dimensionally stable,

remain perfectly straight and can be installed even under the most extreme climatic conditions. Geolam boards do not bleed tannins nor splinter. They are well adapted for indoor applications as well due to their fire resistance.

	Advantages compared to wood	Advantages compared to other WPCs	Advantages compared to lacquered aluminum
ESTHETIC	<ul style="list-style-type: none"><li>■ No cracking, no splintering, no warping.</li><li>■ No greying, no fading.</li><li>■ Does not reject tannin.</li></ul>	<ul style="list-style-type: none"><li>■ Aesthetic, natural texture.</li><li>■ Bendable.</li><li>■ Versatility of uses.</li><li>■ Customized lengths and radius.</li></ul>	<ul style="list-style-type: none"><li>■ Natural look and feel.</li></ul>
MAINTENANCE	<ul style="list-style-type: none"><li>■ Maintenance free.</li><li>■ No finishing required.</li><li>■ Can be cleaned with water.</li><li>■ No rotting, no mould or insect-damage.</li></ul>	<ul style="list-style-type: none"><li>■ Durable product makes for a safe investment.</li><li>■ Easily installed.</li><li>■ No PVC, no formaldehyde.</li></ul>	<ul style="list-style-type: none"><li>■ Ready to use. No additional stain, painting or other finishing required.</li><li>■ Repairs of dents made possible through addition of material.</li><li>■ Can be ripped, sanded or corrected on site, if necessary without dismantling the profile from façade.</li></ul>
PERFORMANCE	<ul style="list-style-type: none"><li>■ Sustainable and durable.</li><li>■ Low fire reaction.</li><li>■ Endures extreme climates.</li></ul>	<ul style="list-style-type: none"><li>■ Low fire reaction.</li><li>■ Lightweight.</li><li>■ High mechanical strength.</li><li>■ Dimensional stability.</li></ul>	<ul style="list-style-type: none"><li>■ Best thermal insulation.</li><li>■ Best phonic insulation.</li><li>■ Best wind and vibration resistance.</li></ul>







## Style outlets shopping mall

Cladding, louvre, street furniture

Barcelona,  
Spain

2016

Type: **Qualita 020C, Careo 7015 & 7035**  

Colour: **Rosewood**







14  
GEOLAM PREMIUM

## Esperanto Residence

Clichy,  
France

2021

Type: **Careo 7015** 

Colour: **Teak**



Architect: Archi Atelier M3 architecture



# QUALITY

Geolam's success is based on over 250 WPC and WHS patents and quality certificates.



## JIS A5741 : a strict environmental standard

Since our Geolam WPC products are made from recycled materials and are themselves recyclable, they comply with the extremely strict JIS A 5741 standard awarded by Japan's national laboratory that classifies recycled composite woods.

This certification guarantees that the product is free from toxic substances. It assesses all the components used, their quality and their performance, as well as the safety and environmental friendliness of the composite wood products.

The classification of our Geolam WPC products:

<b>R90</b>	Made from a minimum of 90 % recycled material
<b>W50</b>	50 % wood
<b>PP</b>	Type of plastic: polypropylene
<b>40</b>	40 % plastic
<b>EX-II</b>	For outdoor use

## Eco Mark : a valuable label

Geolam products have been awarded the prestigious Eco Mark Label by the Japanese Environmental Association. This association is a member of the Global Eco Labelling Network, which includes amongst its members the Committee of the European Union, and ECOLOGO and Green Seal in North America.

This award is granted exclusively to products that display a true respect for the planet, guaranteeing amongst other things, absolutely no danger to human health whether installed inside or outside. The entire range of Geolam composite products contains no chlorine, CFC's, PVC's, formaldehyde glues or solvents.



## Other tests

Colour stability, ultra-violet testing and weather ageing tests	<ul style="list-style-type: none"><li>▪ Norme JIS-K1571-2010: Delta E de 2.53 after 5 000 hours of exposure</li><li>▪ Norme JIS A 1415: Delta E de 2.1 after 5 000 hours of exposure</li><li>▪ Norme DIN EN ISO 11341: Delta E de 1.9 after 1 000 hours of exposure (differential method)</li><li>▪ Norme DIN EN ISO 16474-2: Delta E de 2.4 after 1 000 hours of exposure</li></ul>
Resistance to sulfur dioxide	<ul style="list-style-type: none"><li>▪ Norme DIN EN ISO 3231: no change in appearance after 24 cycles</li></ul>
Salt resistance	<ul style="list-style-type: none"><li>▪ Norme DIN EN ISO 9227 NSS: no change after 240 hours</li></ul>
Brinell hardness	<ul style="list-style-type: none"><li>▪ Norme JIS Z 21010-1994: 26.8 in the middle of the cells and 52.3 above the cells separation</li><li>▪ Hardness superior to that of Teak (24.5) according to the same referential</li></ul>
Resistance to Abrasion	<ul style="list-style-type: none"><li>▪ Norme JAS Flooring A: loss of 0.068 g for 1kg charge and 500 rotations</li><li>▪ Hybrid Woods (WHS) outclass Composites (WPC)</li></ul>
Carbon footprint	<ul style="list-style-type: none"><li>▪ 1.54 kg - CO2 per kg of WPC</li><li>▪ 9.005 kg - CO2 per kg of WHS (Soleo 6008)</li></ul>



# LOW CARBON FOOTPRINT

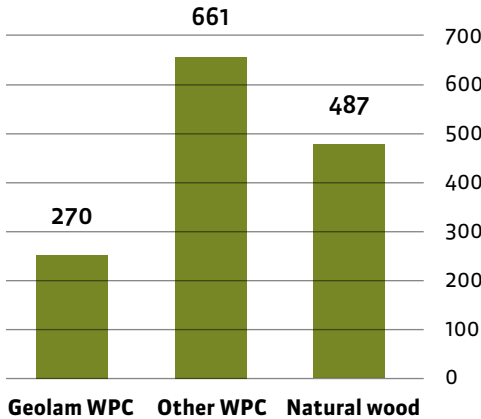
Geolam’s premium hybrid boards – an ecologically responsible approach.

The issue of durability and of reduced carbon footprint is becoming increasingly important in the construction sector. An ecological building contributes to human health, respects the planet, and increases building value.

The Japanese Wood Plastic Industry Committee completed these tests in February 2008. They showed that the manufacturing of Geolam composite woods has a smaller ecologic footprint than do tropical woods and all other composite woods. Thanks to the exclusive use of recycled softwoods and of recycled polypropylene, the technology used allows for the reduction of CO<sub>2</sub> during the production by 53.6 % compared to conventional products.

In addition, because Geolam is manufactured with recycled materials, our products themselves are 100 % recyclable, a perfect example of ecological stewardship.

## Life cycle CO<sub>2</sub> emissions in kg





**Eco-Resort : The Brando**

Tetiaroa,  
Tahiti

2014

Type: Qualita 020C 

Colour: Limba





**Reaction to fire test according to  
the European Standard NF EN 13501-1+A1** Classification B-s3, d0

Here on picture: **Geolam Soleo 6008** 

# SECURITY

Responding to fire resistance  
to the highest standards

Code requirements regarding fire ratings are becoming increasingly stringent. Consistent with Geolam's four decade history of product innovation, we are continuing to improve our technologies, products and processes to ensure that our

profiles meet these increased demands. Our development process includes working with certified, third-party laboratories in Europe and the US to create increasingly fire-resistant products to be installed in all types of façades.

## Important fire control certificates for Geolam's Wood Hybrid Systems

Fire rating of Geolam wood/hybrid boards –  
available upon request

Classifications:

<b>Europe</b>	Euroclasses (EN 13823+A1): B-s3, d0, C-s3, d0 or D-s2, d0
<b>USA &amp; Middle East</b>	Surface burning characteristics (ASTM E 84) Class A & Class 1
<b>France</b>	(NF P92-507): M0 to M2
<b>Germany</b>	(DIN 4102-1): B2 classification









Kindai University,  
Academic Theater 1

Osaka,  
Japan


2016

Type: **Vertigo 5052** 

Colour: **Teak**







Cladding shopping mall, Spain.



# ADAPTABLE

The alliance of natural features  
and contemporary aesthetics.

Geolam Premium WPC overrides the first WPC generation. Japanese engineering art has succeeded in developing a novel wood composite material that while keeping the same stability specifications - looks, feels and smells like solid wood, can be worked like solid wood, has a minimal ecological footprint and is easy to install.

Next to the established horizontal application for decking installations certain Premium WPC and WHS profiles can also be used for façade cladding and as a building material for furniture and other wood-like

applications. The solid wood-like character means boards that can be worked with tools and machines used for wood. Geolam is the first brand to provide boards that can be used for all outdoor applications: decks, ceilings, walls, façades, furniture, architectural features.



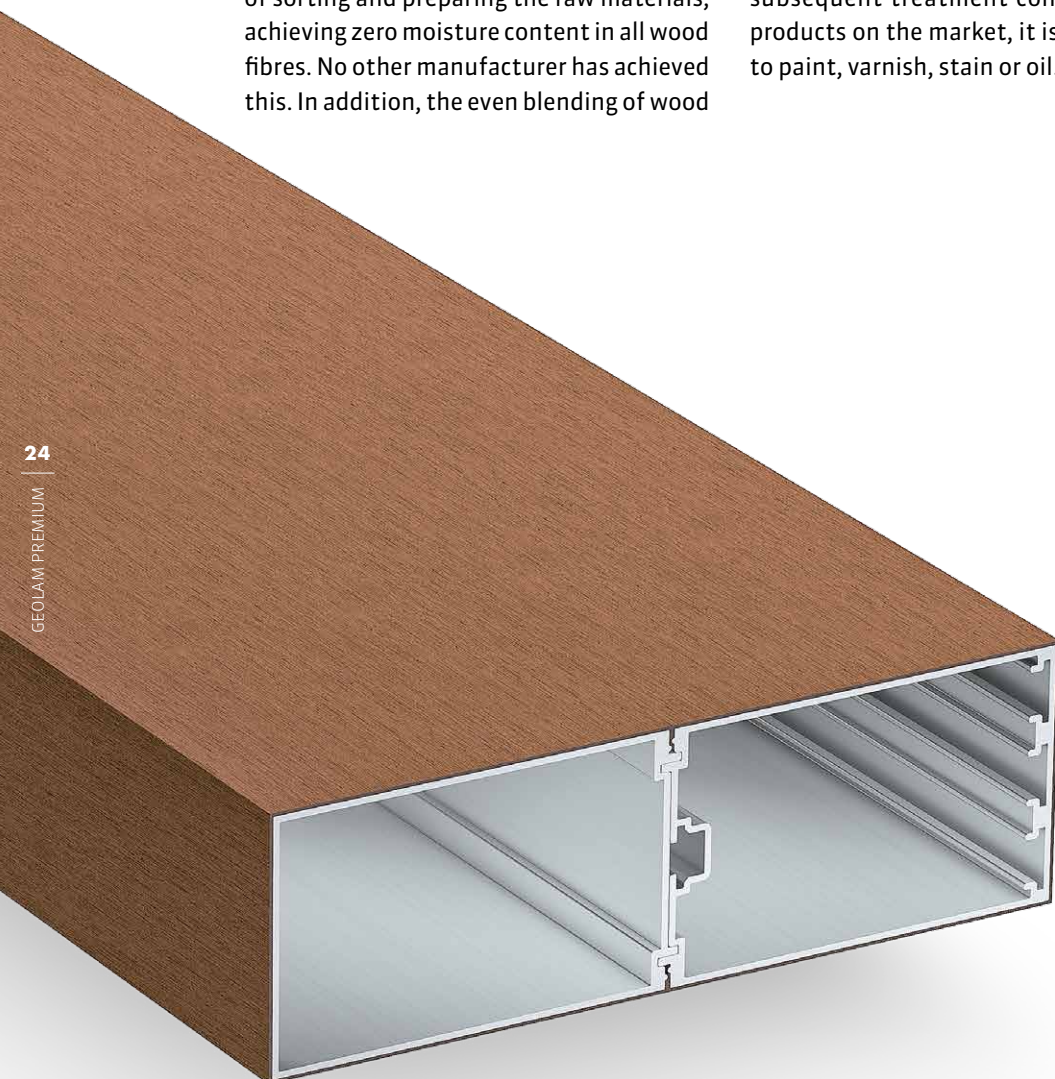


# INNOVATIVE

Zero maintenance, zero toxicity, withstands extreme weather and resists fire.


The art of a commercially viable and ecological production without any toxic content lies in Geolam's highly sophisticated methods of sorting and preparing the raw materials, achieving zero moisture content in all wood fibres. No other manufacturer has achieved this. In addition, the even blending of wood

with polypropylene before the extrusion process further enhances the quality of our products. Geolam boards do not require any subsequent treatment contrary to other products on the market, it is not necessary to paint, varnish, stain or oil.





2016 Best Green Development Winner  
2016 Best Office Development - Highly Commended  
2015 Best Office Architectural Design



Taguig Grand Manila,  
Philippines

Colour: **Rosewood**



Type: **Planeo 4046**

**Menarco Tower**

**2018**





## High-tech


# WHS HYBRID TECHNOLOGY

Leading edge, a flair for engineering.

EASY IMPLEMENTATION, SIMILAR TO ALUMINUM PROFILES

Standard length for all types: 3000 mm | 9 ft 10 in

Custom lengths available on demand



As the first and only provider, Geolam offered its Wood Hybrid Systems (WHS) for façades, decks and roofs to the global marketplace in 2012. These WHS profiles are the result of an innovative hybrid technology, which enables heterogeneous materials to be successfully extruded together under heat.

Three layers of different materials undergo our patented triple extrusion process. Light, stable aluminum makes up the core. The connecting intermediate layer is made of a copolymer resin. The protective layer, lends the profiles the characteristics of tropical wood. This innovative combination of materials gives our profiles exceptionally superior features. They are three times lighter, four times more stable and eight times more rigid than WPC profiles. In addition, one single Geolam WHS profile can be bent to different radii and in different directions. Wood, on the other hand, has to be bent in the direction of the fibre only.

### 1. RECYCLED ALUMINUM (6063T5)

As the core of the material, aluminum gives lightness and stability. The light metal allows safe and grid-free mounting options, which significantly expands the span between 2 points of attachment.

### 2. COPOLYMER RESIN

In the triple extrusion process, the intermediate layer of copolymer resin inseparably merges the aluminum core with the outer layer. This resin is very strong and so firmly connected to the two materials that the hybrid profiles can be bent into different radii (smallest radius: 400 mm or 16 in).

### 3. OUTER SKIN

The outer layer in WPC is available in many colours, but especially in different finishes, too. The base colour does not change over time, even without maintenance. The dimensional stability of this hybrid material is remarkable, even when exposed to extreme temperatures and weather conditions. Even when exposed to humidity, its dimensional stability outclasses all types of composite wood.



# SOLEO RANGE

Louvres, façade cladding, sun shields, screens, bannisters, balustrades and handrails.



























Soleo	Thickness	Width	Weight	Feature	
6036	15 mm 5/8 in	100 mm 4 in	1.00 kg/lm 0.67 lb/ft		2 screw channels
6038	22 mm 7/8 in	145 mm 5 3/4 in	2.00 kg/lm 1.34 lb/ft		
6005	25 mm 1 in	45 mm 1 3/4 in	0.60 kg/lm 0.40 lb/ft		
6031	28 mm 1 1/8 in	126 mm 5 in	1.75 kg/lm 1.16 lb/ft	□ ■ ■	2 screw channels
6027	30 mm 1 1/4 in	40 mm 1 5/8 in	0.74 kg/lm 0.50 lb/ft	□	2 screw channels
6004	30 mm 1 1/4 in	50 mm 2 in	0.77 kg/lm 0.52 lb/ft		2 screw channels
6006	30 mm 1 1/4 in	50 mm 2 in	0.89 kg/lm 0.60 lb/ft		
6007	30 mm 1 1/4 in	50 mm 2 in	0.98 kg/lm 0.66 lb/ft		
6008	30 mm 1 1/4 in	50 mm 2 in	0.77 kg/lm 0.52 lb/ft	■ ■ ■	2 extra thick sides for direct screwing
6015	30 mm 1 1/4 in	50 mm 2 in	0.85 kg/lm 0.57 lb/ft	■ ■ ■	2 extra thick sides for direct screwing
6029	30 mm 1 1/4 in	60 mm 2 3/8 in	1.00 kg/lm 0.67 lb/ft	□ ■	2 screw channels
6030	30 mm 1 1/4 in	80 mm 3 1/8 in	1.20 kg/lm 0.80 lb/ft	□ ■ ■ ■	2 screw channels
6009	30 mm 1 1/4 in	100 mm 4 in	1.40 kg/lm 0.94 lb/ft	□ ■ ■ ■	1 extra thick side for direct screwing
6025	30 mm 1 1/4 in	120 mm 4 3/4 in	2.00 kg/lm 1.34 lb/ft		
6023	30 mm 1 1/4 in	145 mm 5 3/4 in	2.06 kg/lm 1.38 lb/ft	■ ■ ■	Also usable as decking
6024	30 mm 1 1/4 in	145 mm 5 3/4 in	2.06 kg/lm 1.38 lb/ft		
6033	35 mm 1 3/8 in	200 mm 7 7/8 in	3.30 kg/lm 2.22 lb/ft	□ □	2 screw channels Grooved or sanded surface
6028	38 mm 1 1/2 in	70 mm 2 3/4 in	1.25 kg/lm 0.85 lb/ft		
6026	40 mm 1 5/8 in	60 mm 2 3/8 in	1.05 kg/lm 0.71 lb/ft	□	1 extra thick side for direct screwing
6011	40 mm 1 5/8 in	70 mm 2 3/4 in	1.12 kg/lm 0.75 lb/ft		1 extra thick side for direct screwing





# SOLEO RANGE

Louvres, façade cladding, sun shields, screens, bannisters, balustrades and handrails.

Soleo	Thickness	Width	Weight		Feature	
6017	43 mm 1 5/8 in	93 mm 3 5/8 in	1.60 kg/lm 1.08 lb/ft	   	1 extra thick side for direct screwing	
6040	50 mm 2 in	150 mm 5 7/8 in	2.40 kg/lm 1.61 lb/ft			
6060	50 mm 2 in	200 mm 7 7/8 in	3.93 kg/lm 2.64 lb/ft			
6014	51 mm 2 in	126 mm 5 in	2.25 kg/lm 1.51 lb/ft	  		
6010	53 mm 2 1/8 in	128 mm 5 1/8 in	2.30 kg/lm 1.55 lb/ft	   		
6034	53 mm 2 1/8 in	105 mm 4 1/8 in	1.94 kg/lm 1.30 lb/ft	 	2 screw channels	
6048	60 mm 2 3/8 in	80 mm 3 1/8 in	1.43 kg/lm 0.96 lb/ft	  	1 extra thick side for direct screwing	
6065	80 mm 3 1/8 in	300 mm 11 3/4 in	10.00 kg/lm 6.72 lb/ft			
6050	100 mm 4 in	150 mm 6 in	4.75 kg/lm 2.69 lb/ft			
6070	100 mm 4 in	300 mm 11 3/4 in	9.81 kg/lm 6.59 lb/ft			

Please enquire, other profiles and accessories are available on request

End caps  plastic /  WPC /  WHS | Connectors  straight /  corner



# PLANEO RANGE

Deck, Louvres, soffit, balustrades.

Planeo	Thickness	Width	Weight	Feature	
4010	30 mm 1 1/4 in	145 mm 5 3/4 in	1.95 kg/lm 1.31 lb/ft	Fixing grooves	
4023	30 mm 1 1/4 in	290 mm 11 3/8 in	4.2 kg/lm 1.34 lb/ft		
4024	30 mm 1 1/4 in	435 mm 17 1/8 in	6.3 kg/m 4.03 lb/ft		
4048	50 mm 2 in	300 mm 11 3/4 in	4.80 kg/lm 2.23 lb/ft		
4044	87 mm 3 3/8 in	174 mm 6 7/8 in	4.52 kg/lm 3.04 lb/ft		
4061	100 mm 4 in	300 mm 11 3/4 in	9.5 kg/m 6.38 lb/ft		
4062	100 mm 4 in	450 mm 17 3/4 in	14.25 kg/m 9.58 lb/ft		
4046	110 mm 4 3/4 in	350 mm 13 3/4 in	9.90 kg/lm 6.65 lb/ft	Fixing grooves	





# VERTIGO RANGE

Façade cladding & siding.



Vertigo	Thickness	Width	Weight	Feature	
5005	7 mm ¼ in	100 mm 4 in	0.57 kg/lm 0.38 lb/ft	To be clipped	
5011	13 mm ½ in	130 mm 5 ¼ in	0.77 kg/lm 0.52 lb/ft	✗	
5010	13 mm ½ in	185 mm 7 ¼ in	1.19 kg/lm 0.80 lb/ft	✗	
5054	20 mm ¾ in	170 mm 6 ¾ in	1.40 kg/lm 0.94 lb/ft	To be clipped	
5013	25 mm 1 in	205 mm 8 ⅛ in	2.51 kg/lm 1.69 lb/ft		
5052	120 mm 4 ¾ in	230 mm 9 in			

# DIAMEO RANGE

Louvres, façade cladding, sun shields, screens, bannisters and balustrades.



Diameo	Thickness	Width	Weight	Feature	
2018	30 mm 1 ¼ in	120 mm 4 ¾ in	1.68 kg/lm 1.13 lb/ft	2 screw channels	
2022	60 mm 2 ⅜ in	300 mm 11 ¾ in	7.61 kg/lm 5.11 lb/ft	6 screw channels	
2023	60 mm 2 ⅜ in	300 mm 11 ¾ in	7.42 kg/lm 4.99 lb/ft	6 screw channels	



# CAREO RANGE

Louvres, façade cladding, sun shields, screens, bannisters and balustrades, posts.



Careo	Thickness	Width	Weight	Feature	
7015	45 mm 1¾ in	45 mm 1¾ in	0.70 kg/lm 0.47 lb/ft		
7031	45 mm 1¾ in	45 mm 1¾ in	0.82 kg/lm 0.55 lb/ft		
7011	53 mm 2⅛ in	53 mm 2⅛ in	1.25 kg/lm 0.84 lb/ft		
7035	87 mm 3⅜ in	87 mm 3⅜ in	2.28 kg/lm 1.53 lb/ft		
7014	88 mm 3½ in	88 mm 3½ in	2.80 kg/lm 1.88 lb/ft		4 screw channels 
7016	120 mm 4¾ in	120 mm 4¾ in	4.00 kg/lm 2.69 lb/ft		

# RONDO RANGE

Louvres, façade cladding, sun shields, screens, bannisters, balustrades and handrails, posts.



Rondo	Diametre	Weight	Feature	
3002	50 mm 2 in	0.95 kg/lm 0.64 lb/ft	2 screw channels	
3003	56 mm 2¼ in	1.07 kg/lm 0.72 lb/ft		
3004	63 mm 2½ in	2.46 kg/lm 1.65 lb/ft	4 screw channels. Guides for adding a square stiffener	
3006	70 x 110 mm 2¾ in x 4¼ in	1.72 kg/lm 1.16 lb/ft	2 screw channels. Guides for adding a stiffener	

Please enquire, other profiles and accessories are available on request

End caps plastic / WPC / WHS | Connectors straight / corner | Finishing profile







Ibiza  
GranHotel



## Ibiza Gran Hotel

Ibiza,  
Spain

2018

Type: **Soleo 6031**



Colour: **Teak**



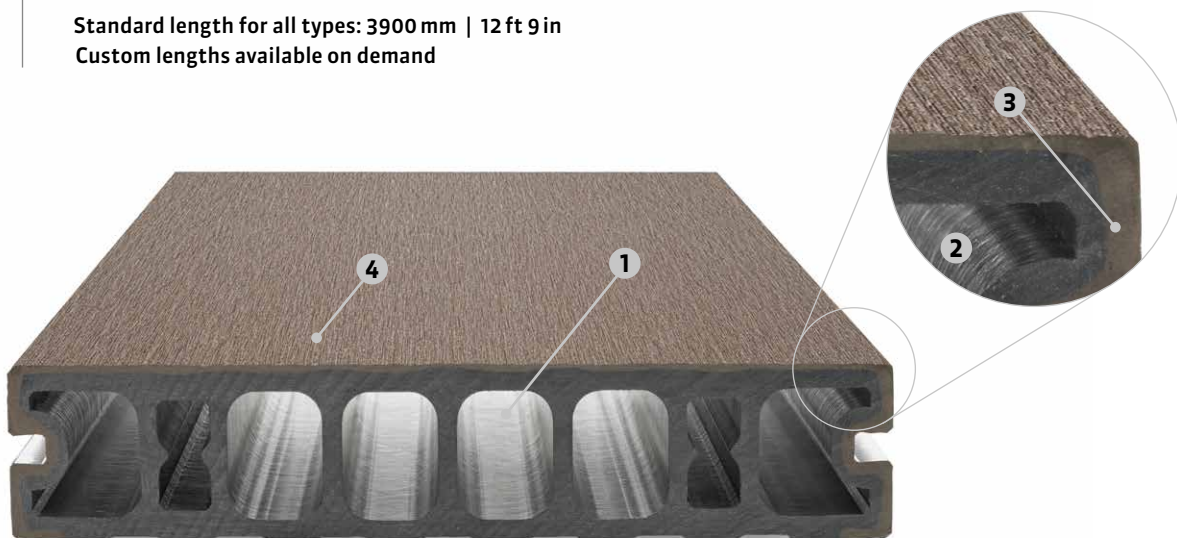


## Perfection

# CO-EXTRUDED DOUBLE LAYER TECHNOLOGY

A pioneering spirit, and over 45 years of experience.

Standard length for all types: 3900 mm | 12 ft 9 in  
Custom lengths available on demand



First generation products were heavy, but in 1992 a revolutionary production method developed by Japanese engineers, led to the manufacture of the world's first hollow cell profiles and their typical honeycomb structure. Hollow cell boards are lighter, more efficient and absorb much less humidity than solid decking products. Their cross sections can be adjusted to permit substantially larger spacing between joists in the substructure, enabling fast installation in all type of construction projects. With a reinforced blade stability, an in between supports axis of 60cm for the structure and the low core humidity absorption, this profile represents the pinnacle of technology in its domain while keeping an economic, fast but high quality installation, compared to first generation co-extruded profiles.

### 1. HOLLOW CELL TECHNOLOGY

Hollow cell profiles allow implementation at reduced costs due to increase of profiles stability and strength.

### 2. HIGH-QUALITY EXTRUSION

Polished surfaces are synonymous with high extrusion quality.

### 3. CO-EXTRUSION

Combining the core and the external layer: the material is homogeneous, which makes it more resistant and more stable.

### 4. MULTIPLE PURPOSE EXTERIOR LAYER

This WPC layer guarantees an antistatic surface. A thermal shield can be added on demand to lower the surface's temperature when exposed to the sun.



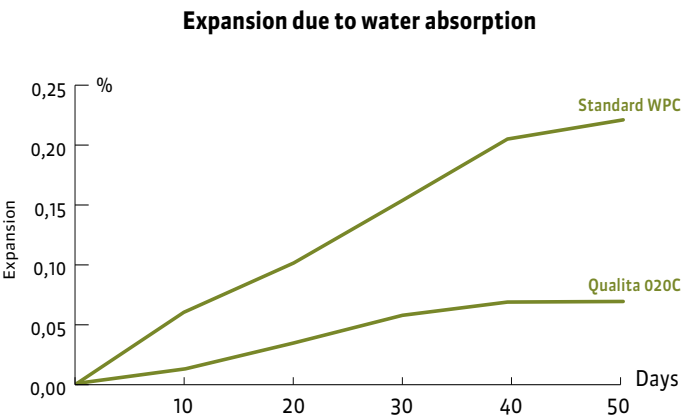
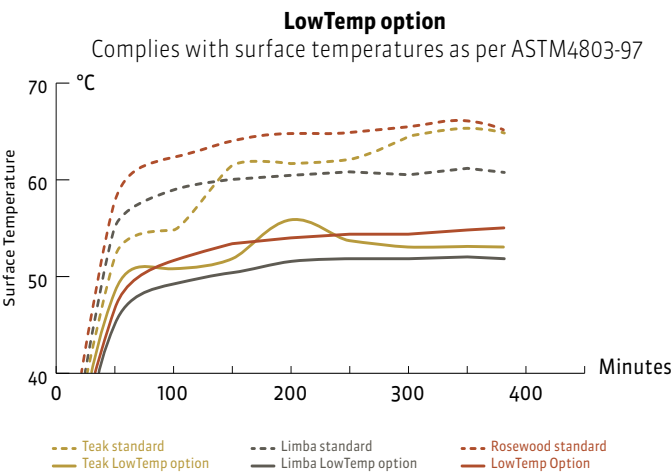
# QUALITA PROFILE HIGH PERFORMANCE

A co-extruded board, with anti-static properties and a low co-efficient of expansion designed for public spaces.

**LowTemp Option:** Maintains low surface temperatures of the board even under direct intense sunlight (see diagram).



Qualita	Width	Thickness	Weight	Feature
020C	145 mm 5¾ in	30 mm 1¼ in	3.30 kg/lm 2.22 lb/ft	1 side sanded, usable on one side only. Designed specifically for very humid environment. Anti-static and optional low surface temperature processing.



## Terrasses and façades

Our Universal fastener, Cliplam®, enhances the value of all of our installations. It is hidden to provide a cleaner surface appearance and adds to the safety and security of each installation by virtue of its perfect fit and hold with our boards.

The Universal clip contains a core of hardened galvanized steel covered with recycled polycarbonate. The Universal clip contains a core of hardened galvanized steel covered with recycled polycarbonate.

Clip Universal



End and starting clip





# COLOURS

Just like tropical hardwood.



**Teak**



**Limba**



**Bilinga**



**Wenge**



**Rosewood**



**Carbon**



**Ivory**



For specific applications

**Birch**

**Walnut**

# ACCESSORIES |

## Wood hybrid system



### END CAPS

These patented resinous or wood plastic composite end caps cover the end of the profiles, while at the same time allowing moisture to escape. They provide an attractive finish to any installation.



### CORNER AND STRAIGHT CONNECTORS

These cleverly designed splices are inserted into the interior of the hybrid profiles. They allow for the assembly of profiles by ensuring proper alignment or to create a perfectly finished 90° angle.



## THERMO-LACQUERED FINISHING PROFILES

Combining pure aesthetics and functional excellence in the finishing touches for Vertigo 5010 and Vertigo 5011

9320  
Jamb  
hollow joint

9324  
Junction

9321  
Jamb  
hollow seal to clip

9322  
Outside corner

9323  
Incoming corner

9325  
Framing







Natur&O aquatic center

Denain,  
France

2021      Type: Soleo 6023, Planeo 4023 & 4024      Colour: Teak



# SERVICES

Geolam provides technical consulting to support planners in the design, presentation and tendering process.

## DURING THE PRESENTATION

- Sales pitch
- Photos of installations
- Samples: boards, colours
- Calculation help
- Certificates: Environmental certificate, quality certificate, ISO certificate, fire rating certificate.

## DURING THE DESIGN PHASE

- Advice in selecting the right products
- Site visits
- Review of drawings / CAD data
- Technical support

## DURING THE INSTALLATION PHASE


- Just in time delivery
- Distribution of information among project stakeholders
- Installation guides
- Technical advice at each phase of the installation, installation engineering.
- Monitoring and control of job sites
- Technical assistance
- Advice in upkeep & minimize on-site loss and damage

## NON-DEPRECIABLE WARRANTY


- Boards, 10 years
- Fasteners, 25 years








More work  
on our website



Find us on  
YouTube




More photos  
on Instagram



## GEOLAM AG

Alte Steinhäuserstrasse 1  
6330 Cham, Switzerland  
T +41 (0)55 511 07 00  
sales@geolam.com

**www.geolam.com**



Contact-us

Made by [www.2exvia.com](http://www.2exvia.com) — Cover: Asurion Headquarter - Vertigo 5010 Billiga - Hastings Architecture, LLC

